

## Ham and cheese Toasty



 56:52




**This recipe is available for:**

- Convotherm maxx


**Accessories:**

1/1 GN Roasting and baking tray with drip drain, non-stick coating, useable on both sides, Flat, 3055630

P  
R  
O  
F  
I  
L  
E

-  Chilled 4°C
-  1 Full Tray
-  From Scratch

**Stage 1**  
165 °C

 Combi-steam

 00:07 | -

 3

R  
E  
C  
I  
P  
E

**Ingredients**

16	pcs	Toast slices
8	pcs	Ham slices
8	pcs	Cheese slices
1	pinch	Salt
1	pinch	Pepper
8	tsp	Combi phase oil

**1. Food Preparation**

Add on each toast slice a slice of ham and a slice of cheese. Season with salt and pepper. Fold the two toast slices together, and brush both sides slightly with combi phase oil. Place the toasties on a black baking tray and put them into the preheated Convotherm.

**2. Cooking Instruction**

Ensure that no ham or cheese is overlapping, so that the edges don't get to dark.

**3. Food Serving Instruction**

Serve it warm as a snack to go.