

Ham and cheese Toasty



 42:48




This recipe is available for:

- Convotherm 4
- Convotherm maxx pro


Accessories:

1/1 GN Roasting and baking tray with drip drain, non-stick coating, useable on both sides, Flat, 3055630

P
R
O
F
I
L
E

-  Chilled 4°C
-  1 Full Tray
-  From Scratch

Stage 1
165 °C

 Combi-steam

 00:07 | -

 4

R
E
C
I
P
E

Ingredients

16 pcs	Toast slices
8 pcs	Ham slices
8 pcs	Cheese slices
1 pinch	Salt
1 pinch	Pepper
8 tsp	Combi phase oil

1. Food Preparation

Add on each toast slice a slice of ham and a slice of cheese. Season with salt and pepper. Fold the two toast slices together, and brush both sides slightly with combi phase oil. Place the toasties on a black baking tray and put them into the preheated Convotherm.

2. Cooking Instruction

Ensure that no ham or cheese is overlapping, so that the edges don't get to dark.

3. Food Serving Instruction

Serve it warm as a snack to go.