

Cheese and Ham Toasties



L 53:14




This recipe is available for:

- Convotherm 4
- Convotherm maxx pro


Accessories:

1/1 GN Roasting and baking tray with drip drain, non-stick coating, useable on both sides, Flat, 3055630

P R O F I L E

-  Ambient
-  1 Piece
-  From Scratch

Stage 1
215 °C

 Combi-steam

 00:04 | -

 5

R E C I P E

Ingredients

- | | |
|---------|-----------------------|
| 2 slice | Sliced White Bread |
| 2 slice | Sliced Cheddar Cheese |
| 2 slice | Thinly sliced Ham |
| 50 g | Mayonnaise |
| 25 g | Grain Mustard |
| 1 tsp | Olive Oil |

1. Food Preparation

Place one slice of bread flat & top with Cheddar cheese and ham. Spread the unbuttered side of the second slice of bread with mayonnaise and mustard; place it on top of the sandwich

2. Cooking Instruction

Pre heat tray in oven. Brush the sandwich with Olive Oil and place on tray

3. Food Serving Instruction

Simply serve with fresh cut crisps or salad garnish